

Student Achievement At-a-Glance for ACBSP Accredited Business Programs DeVry University

Table of Contents

1. [List of ACBSP Business and Accounting Accredited Programs](#)
2. [Business and Accounting Program Learning Outcomes: Assessment Results](#)
3. [Business and Accounting Degrees Awarded](#)
4. [Semester-to-Semester Retention for Business and Accounting Programs](#)

List of ACBSP Business and Accounting Accredited Programs

The following DeVry University and its Keller Graduate School of Management programs have achieved voluntary accreditation from the Accreditation Council for Business Schools and Programs (ACBSP), www.acbsp.org, demonstrating that they have met standards of business education that promote teaching excellence:

DeVry University

Associate and Bachelor Degree Programs:

- Associate of Applied Science in Accounting
- Associate of Applied Science in Business
- Bachelor of Science in Business Administration
- Bachelor of Science in Management
- Bachelor of Science in Technical Management

Keller Graduate School of Management

Master Degree Programs:

- Business Administration
- Human Resource Management
- Project Management
- Public Administration
- Information Systems Management
- Network & Communications Management

Graduate Certificate Programs:

- Big Data & Analytics
- Business Intelligence & Analytics Management
- Entrepreneurship
- Global Supply Chain Management
- Health Services Management
- Human Resource Management
- Information Security
- Project Management

The ACBSP has also granted specialized accounting accreditation to the following established DeVry University degree programs:

- Bachelor of Science in Accounting
- Bachelor of Science in Business Administration with a specialization in accounting
- Bachelor of Science in Management with a specialization in accounting
- Bachelor of Science in Technical Management with a specialization in accounting

The Keller degree programs:

- Graduate Certificate in Accounting
- Graduate Certificate in CPA Preparation
- Master of Science in Accounting
- Master of Business Administration with a specialization in accounting
- Master of Accounting & Financial Management

For a full list of DeVry University's business and accounting degree programs accredited by ACBSP, please see the [Accreditation](#) page.

For a full list of Keller Graduate School of Management business and accounting programs accredited by ACBSP, please see the [Accreditation](#) page.

Programs accredited by ACBSP provide information to the public about the program performance and student achievement. The undergraduate and graduate data for 2017 to 2023 below are specific to the ACBSP accredited programs at DeVry University and its Keller Graduate School of Management.

Business and Accounting Program Learning Outcomes: Assessment Results

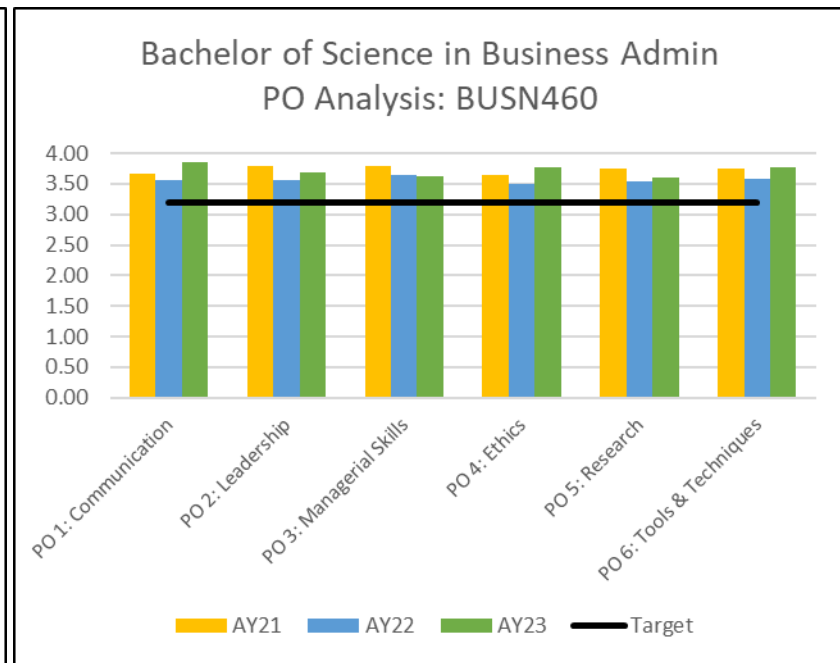
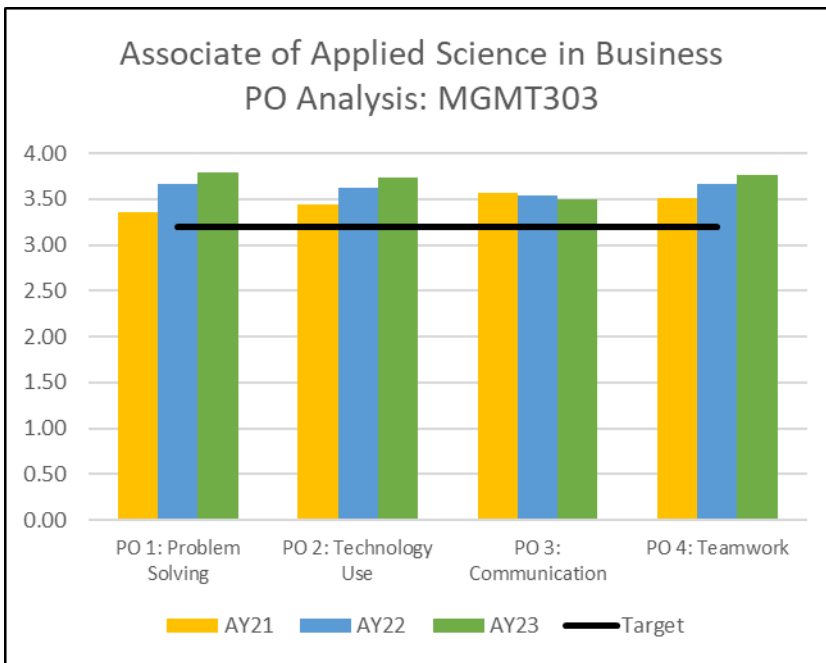
DeVry University uses course-level assessments to analyze program learning outcomes (PO) in addition to Peregrine Global Services' assessments for external benchmarking of students approaching graduation. DeVry University integrates its course-level assessments and rubrics into Instructure's Canvas Learning Management System as a central platform for collecting, storing, managing and analyzing the DeVry's College of Business & Management and its Keller Graduate School of Management POs. Faculty Curriculum Assessment Committees have identified the courses for assessing POs. To date, sufficient data points have been collected in the assessment of PO learning outcomes to allow the Faculty Curriculum Committees to create improvement recommendations.

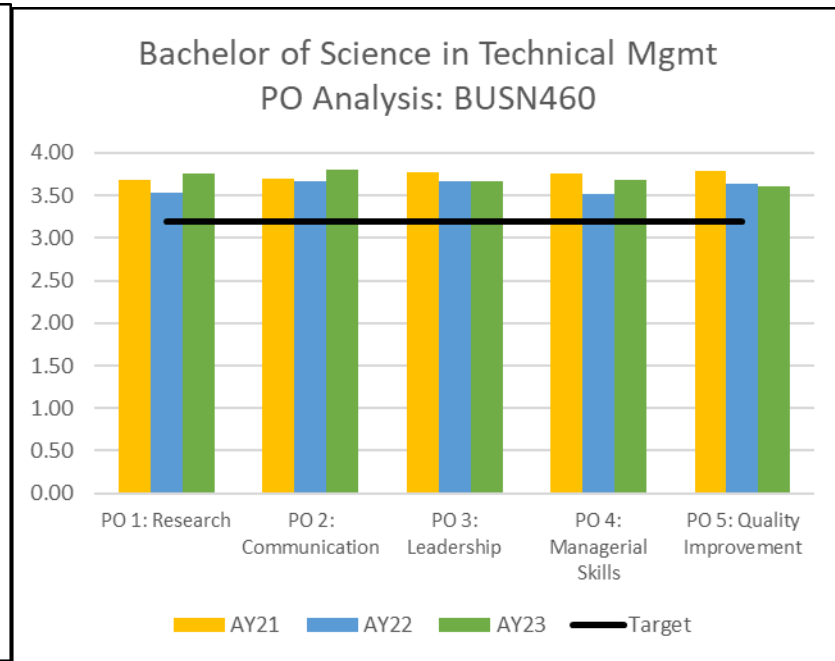
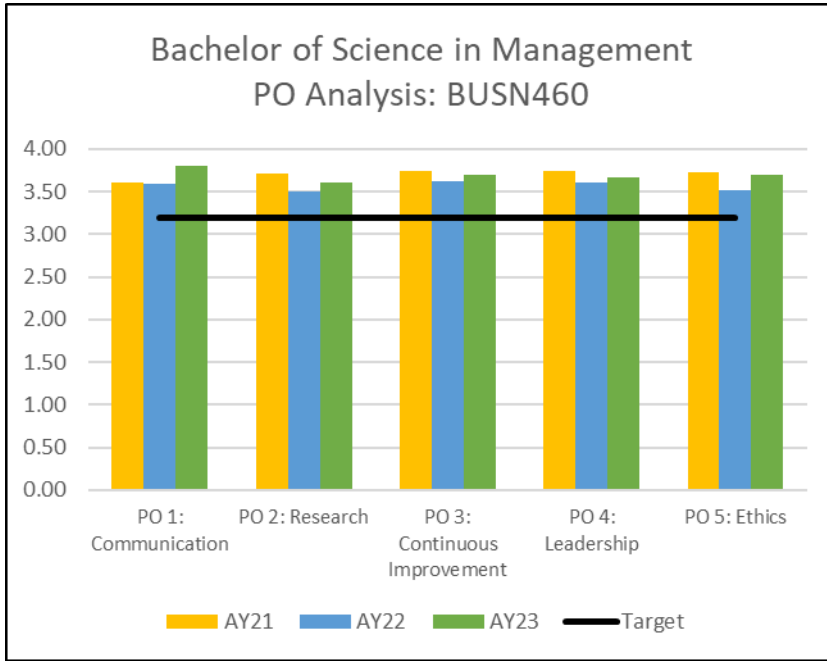
The internal benchmarks used to determine the need for curricular improvement based on student performance are 3.20 out of 4.00 at the undergraduate and graduate level. POs assessed at a level below the benchmark are further analyzed for course-specific improvement.

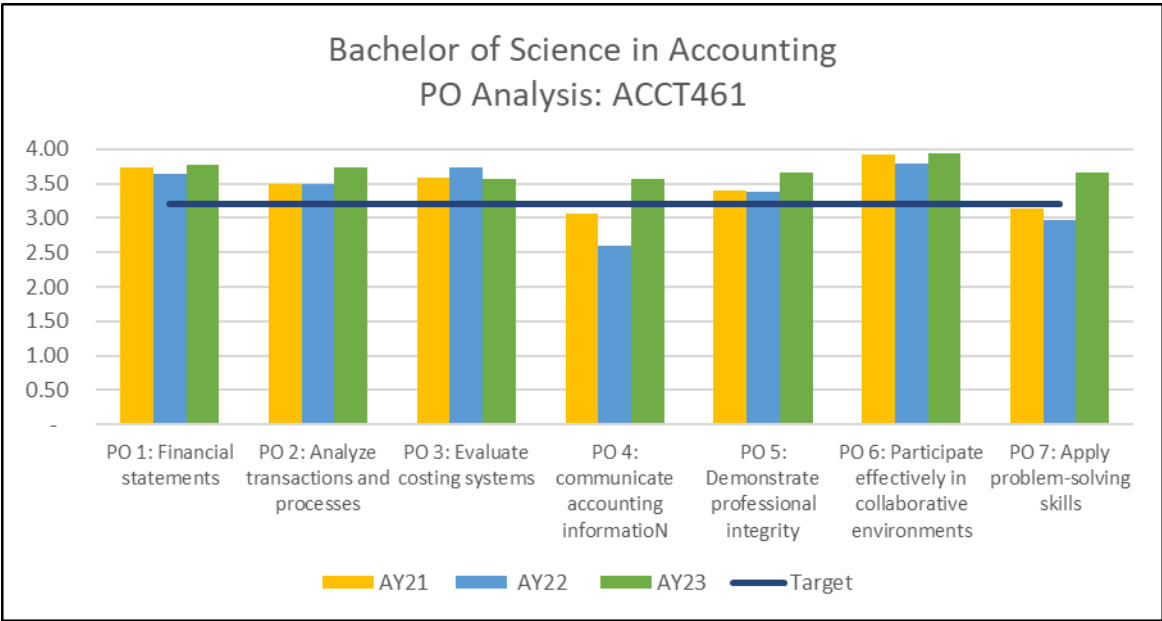
The aggregate total scores of ACBSP institutions are used for external benchmarking in the Peregrine assessments. A gap analysis is conducted each year to identify topics and subjects that warrant curriculum improvement efforts as recommended by the Faculty Curriculum Assessment Committees.

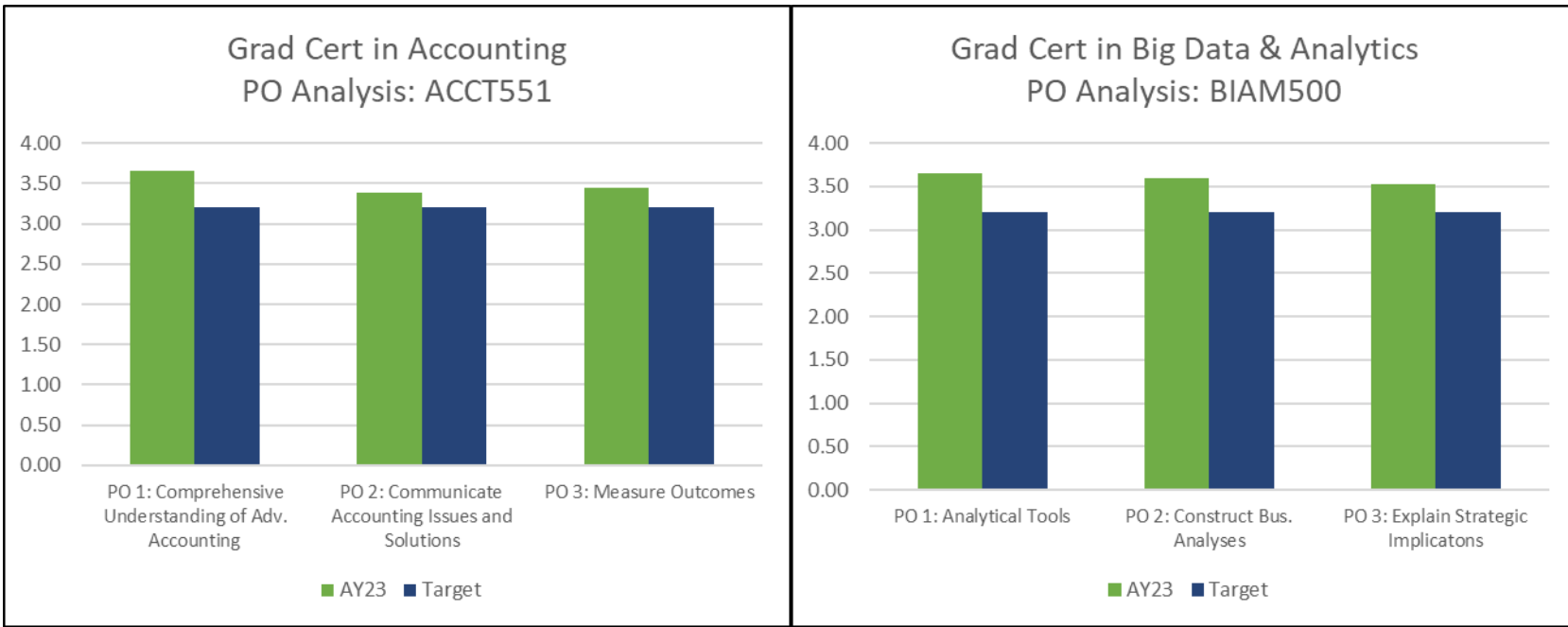
The following charts show course-level and external assessment results for the programs accredited by the ACBSP. The charts include data points for the program learning outcomes and scores and allow for longitudinal analysis of student performance across multiple years.

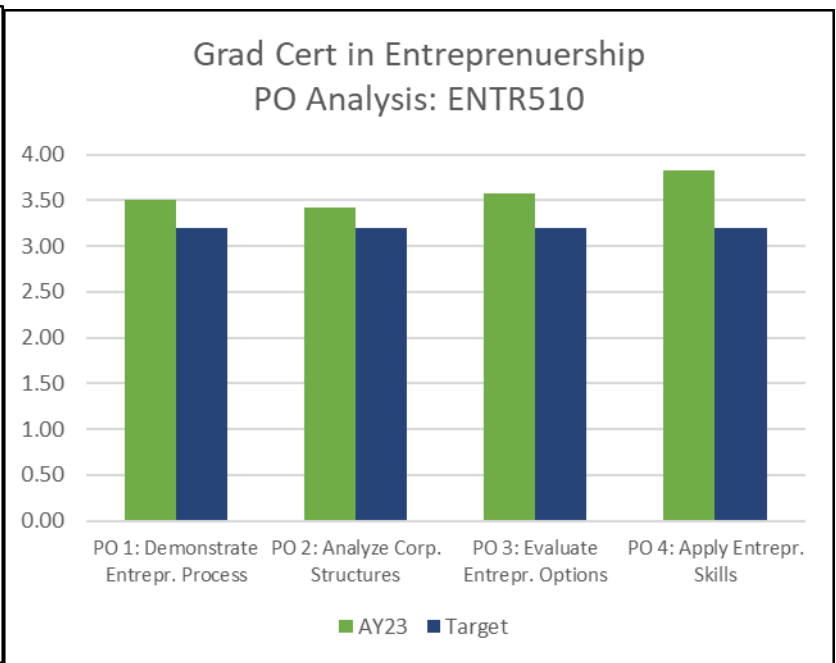
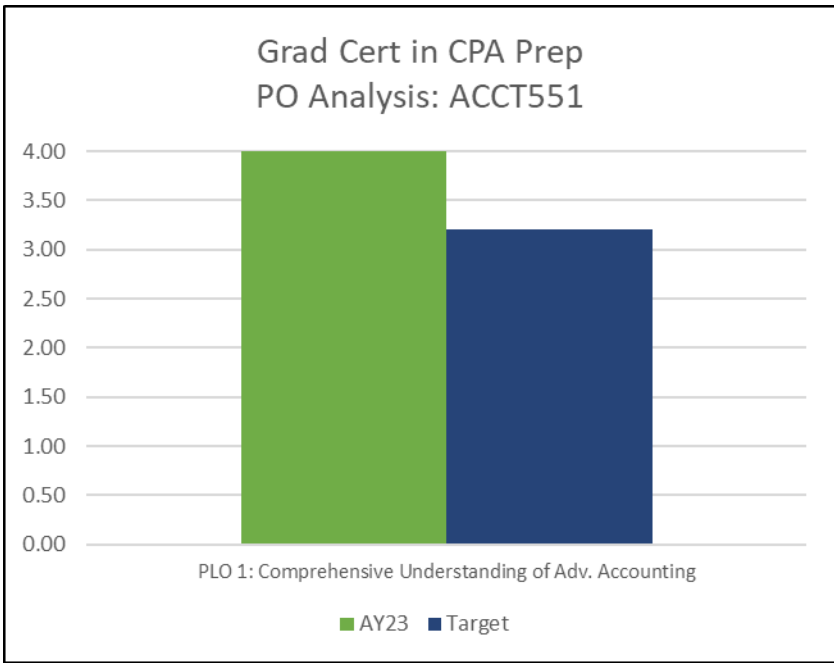
The charts below show DeVry students' scores exceeding the benchmarks for the vast majority of program outcomes and all of the Peregrine total scores. DeVry University will continue to monitor the assessment results and revisit the benchmarks to help improve student learning. Faculty will continue to review assessment data and more curriculum changes have been recommended and will be applied.

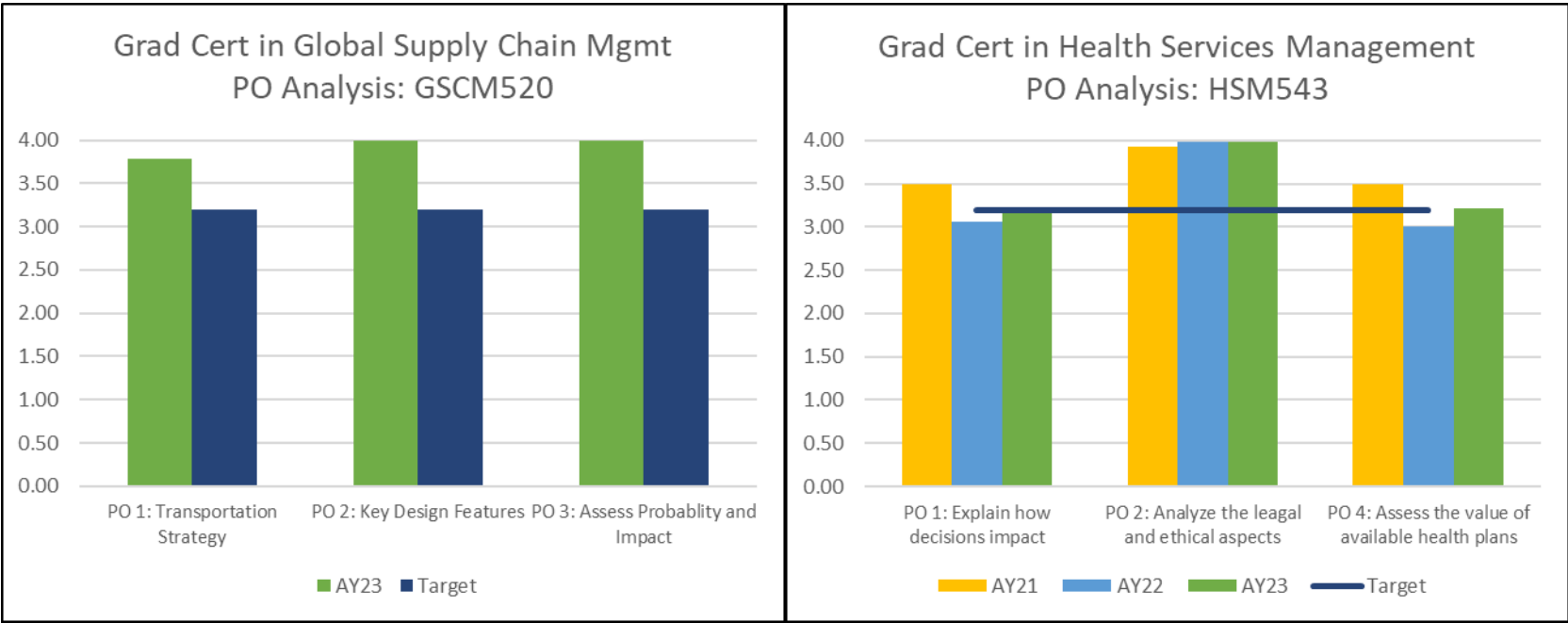


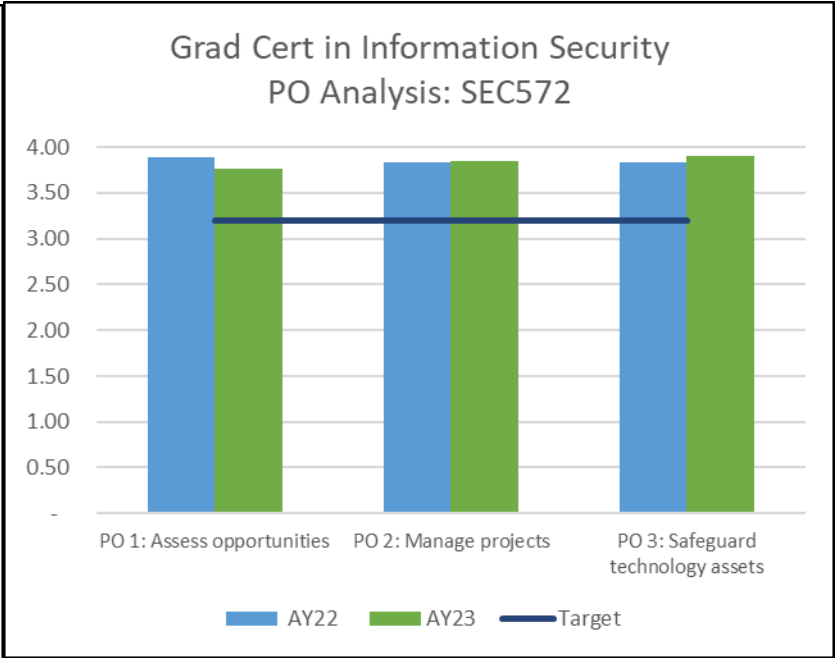
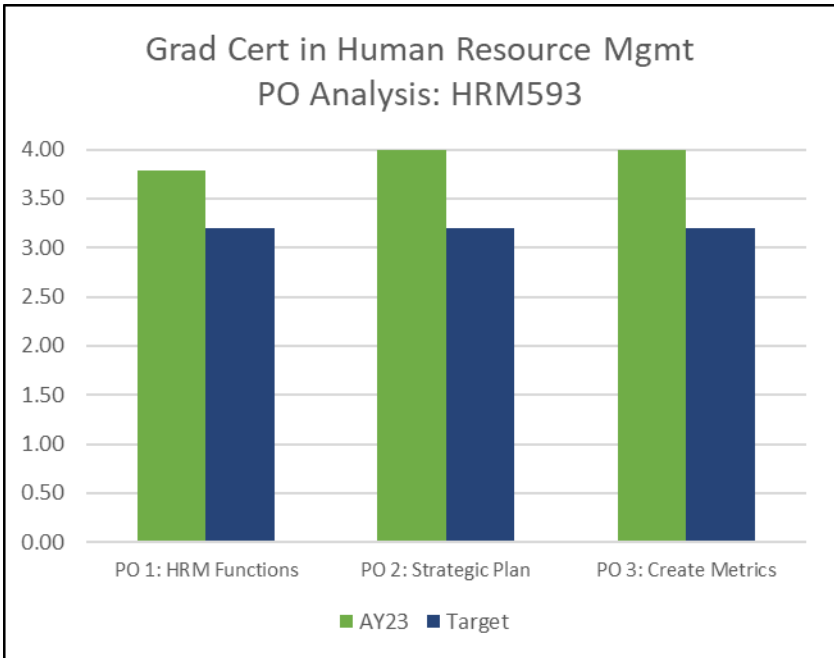


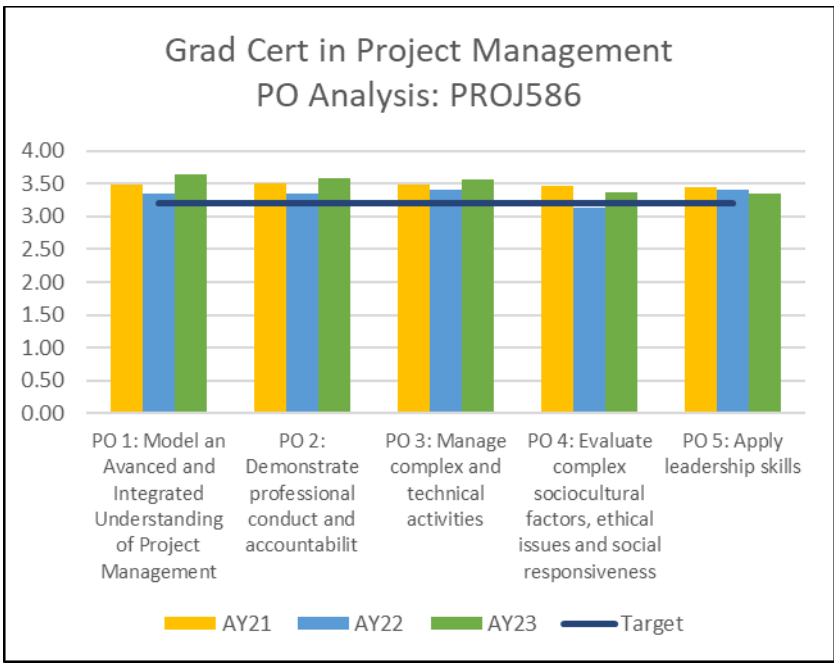


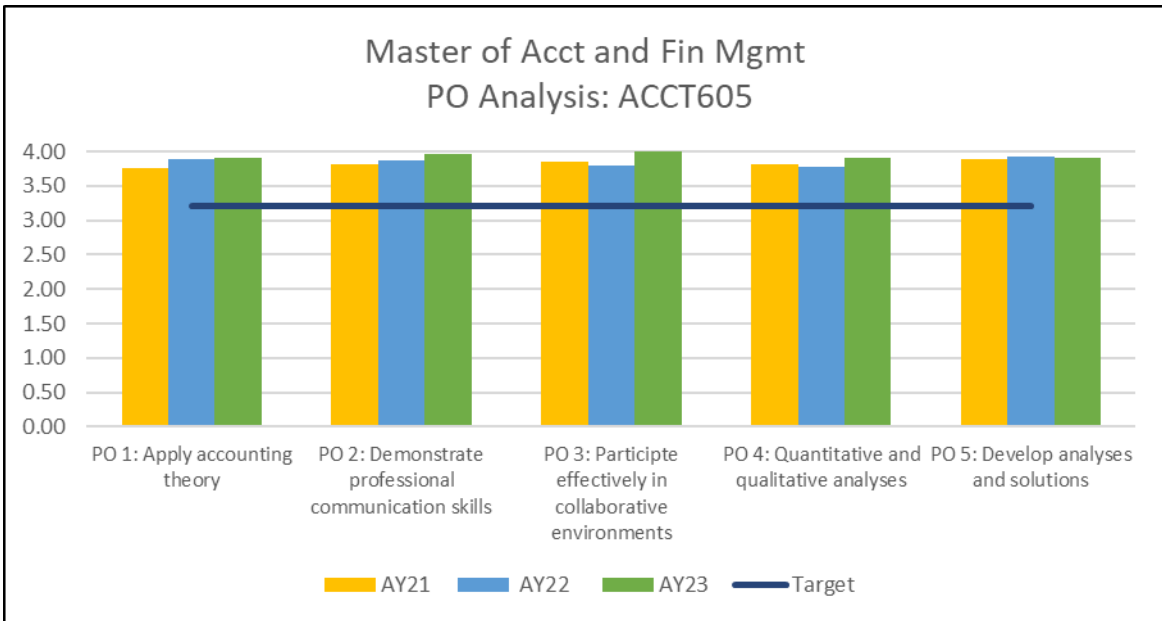


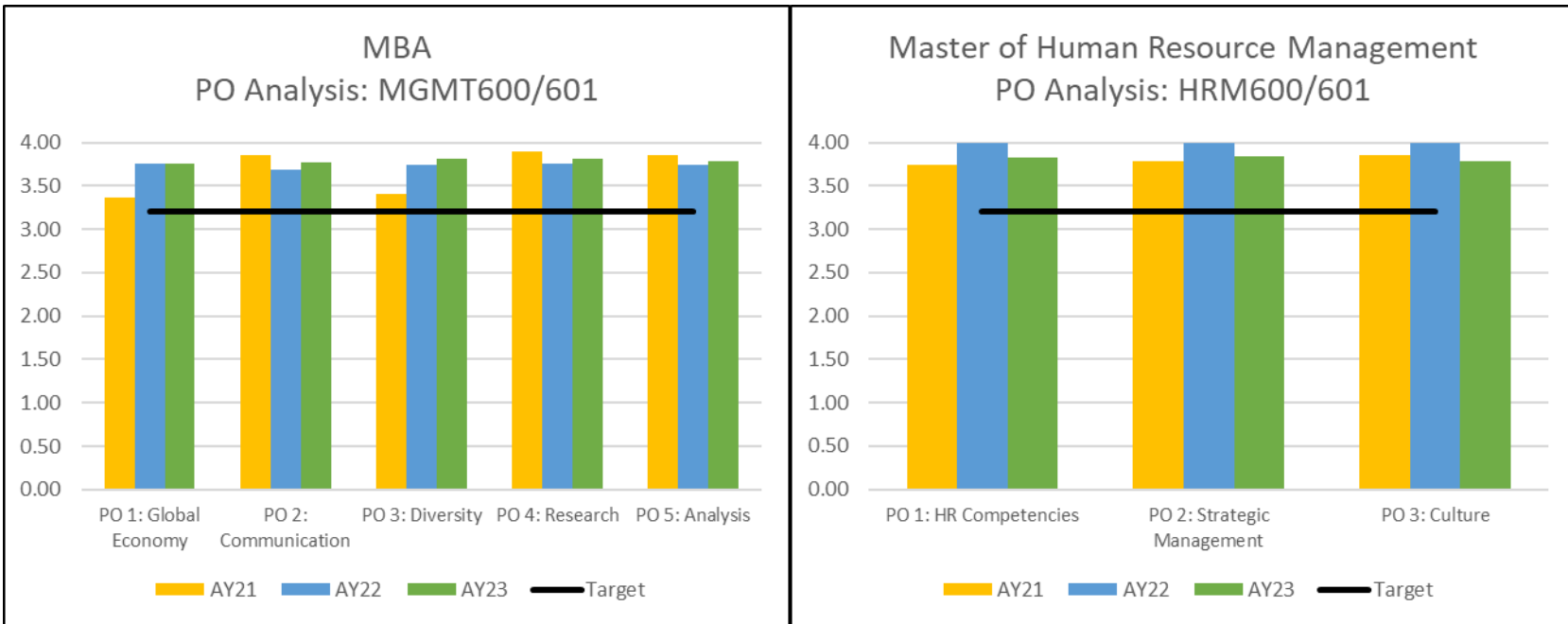


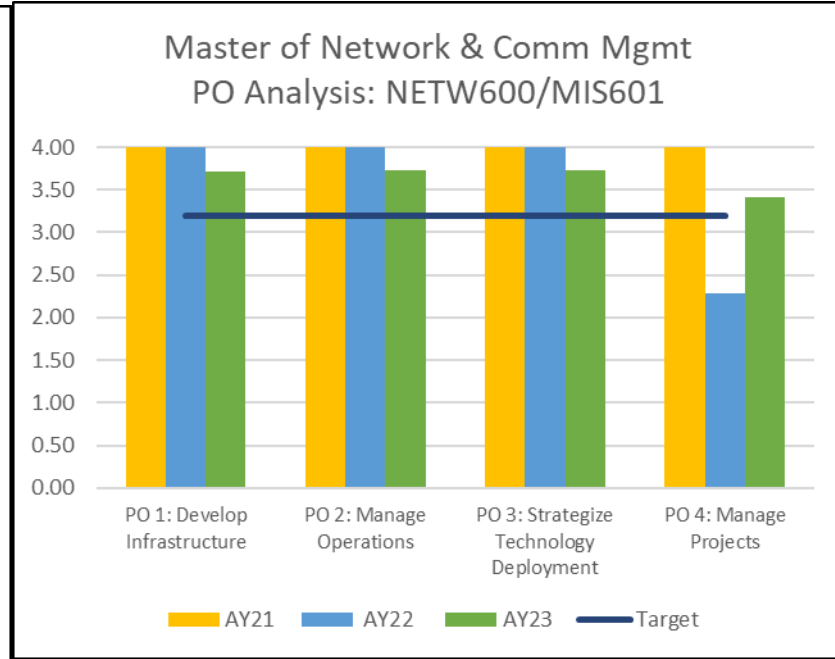
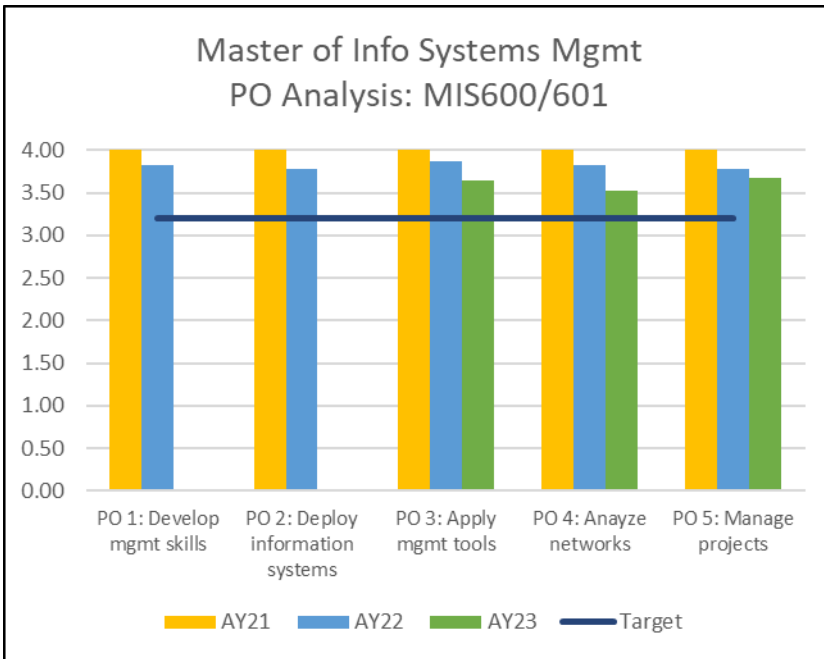


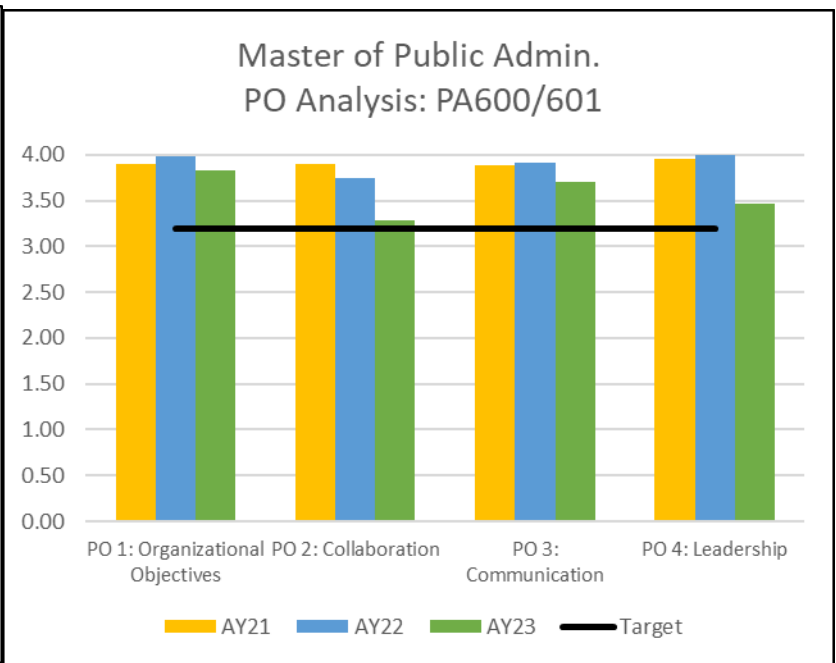
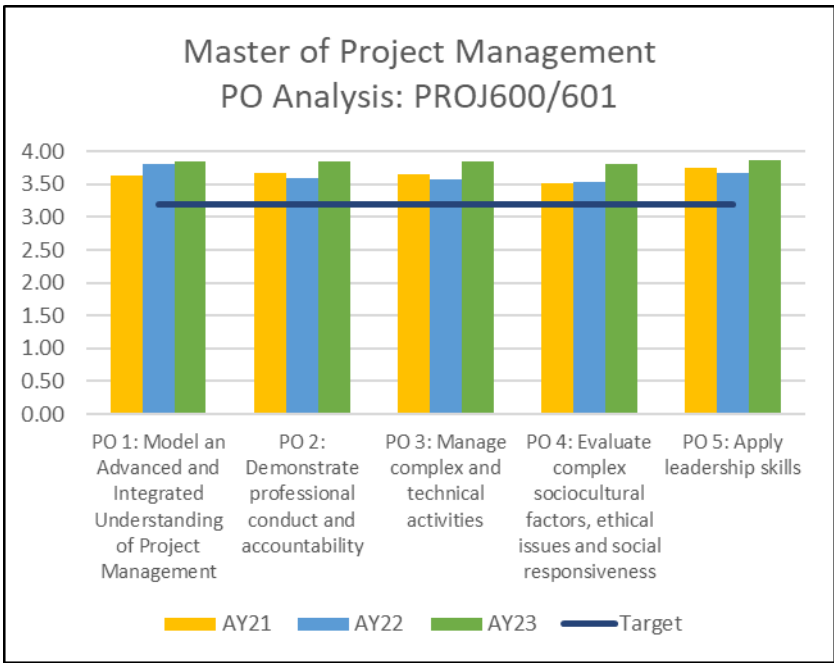


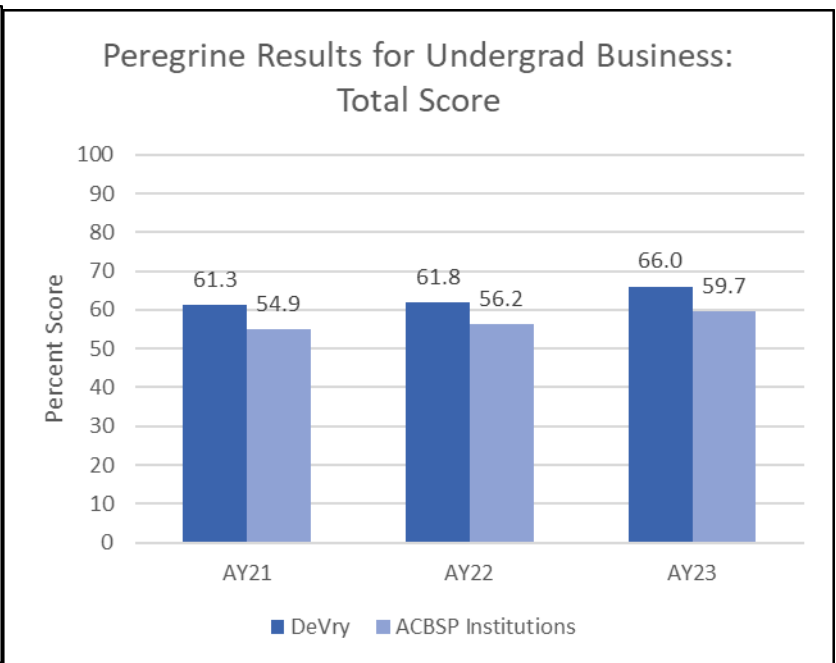
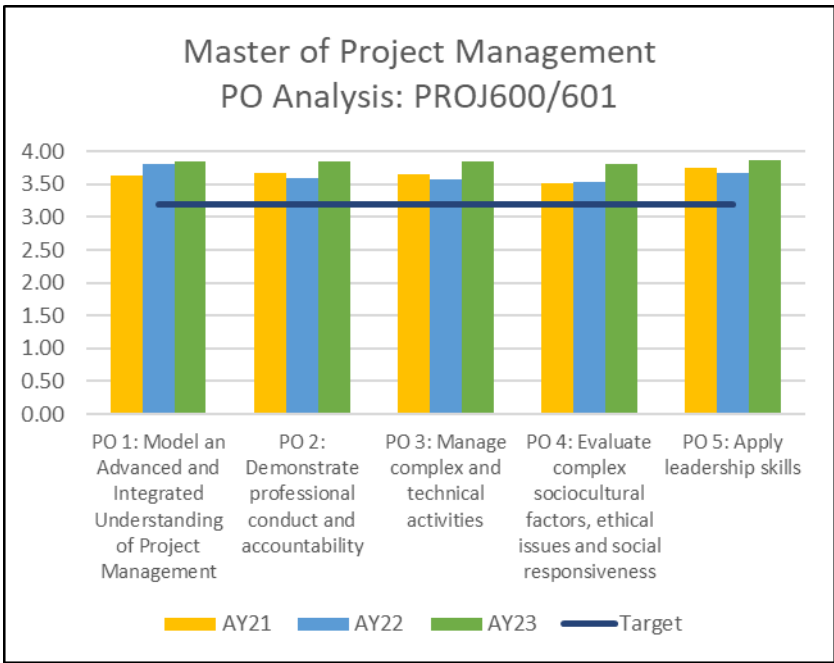


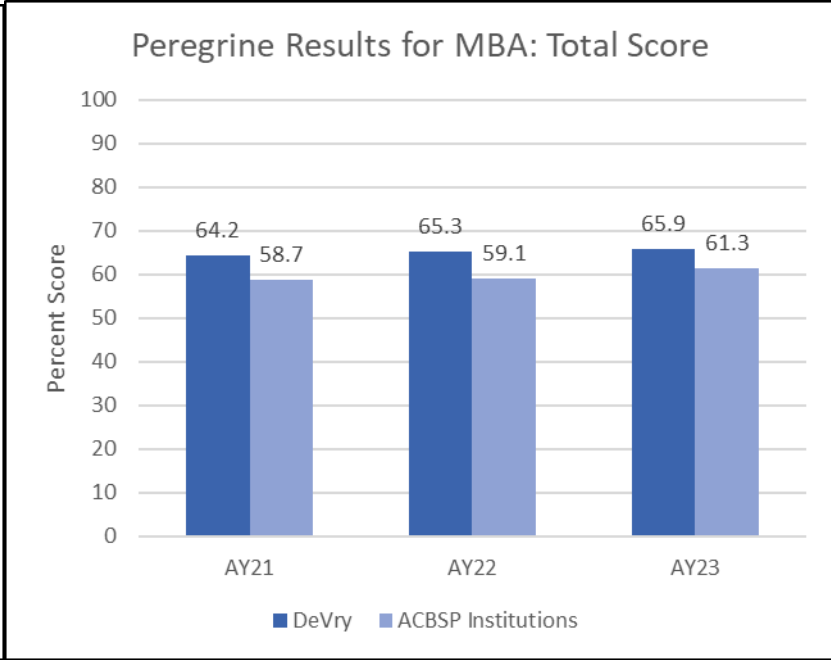
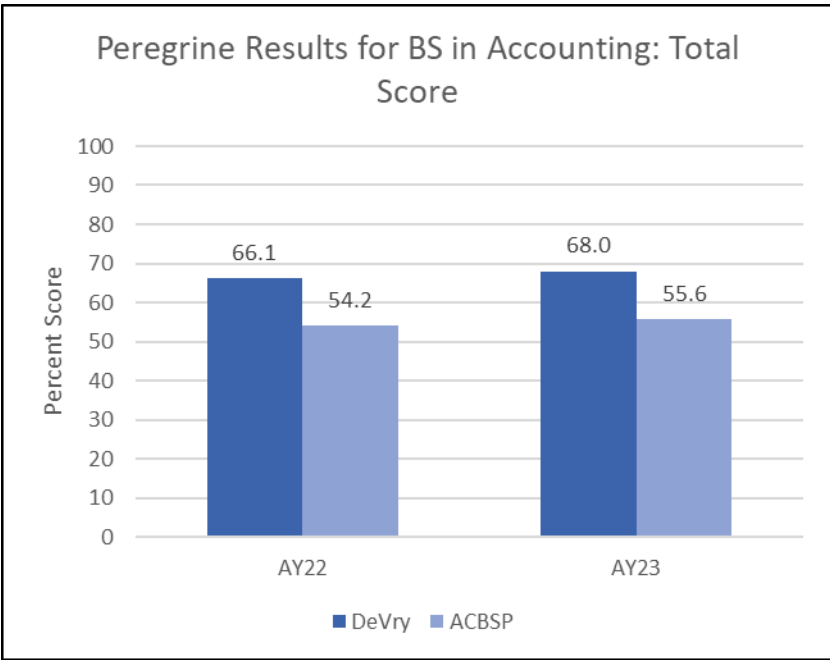


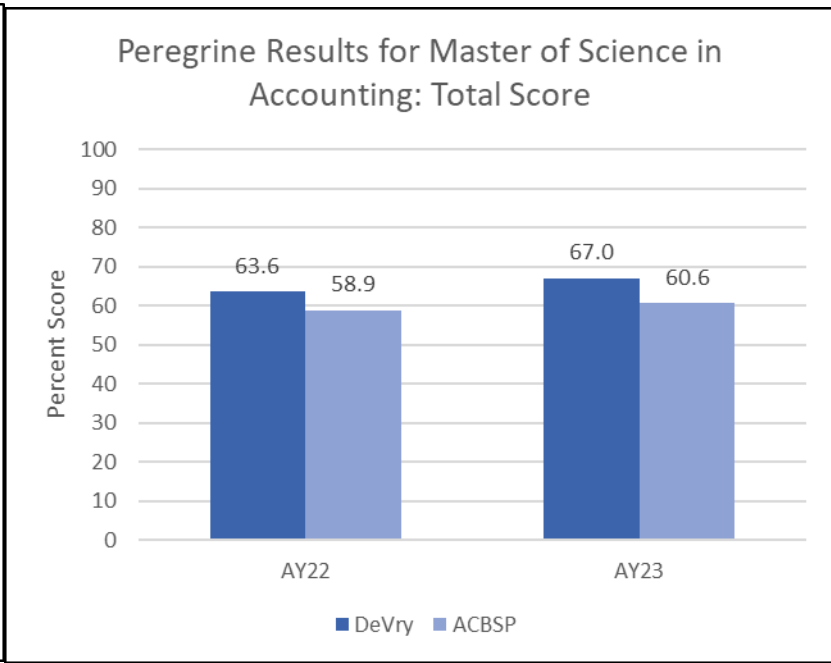
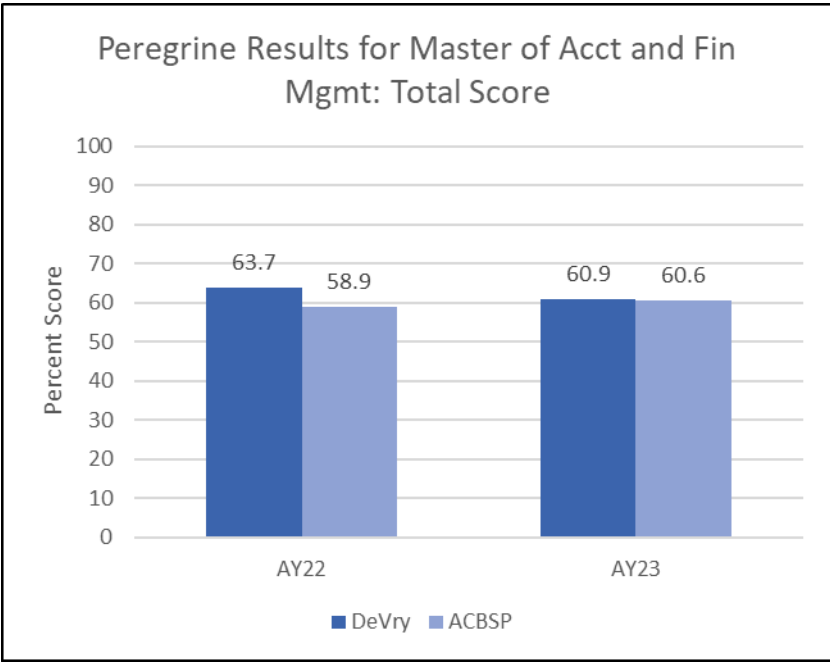












Business and Accounting Degrees Awarded

The tables below display DeVry’s practice of transparency and the ACBSP requirement to disclose program information.

All Years Represent Academic Years (July 1 through June 30)

Large concentrations displayed

Award Level / Program Name / Concentration	2017	2018	2019	2020	2021	2022	2023
Associate - Accounting (All Concentrations)	116	68	16	5	1	1	0
Associate - Business (All Concentrations)	0	2	55	143	345	493	544
Associate - Business – Budgeting & Forecasting	0	0	0	0	4	23	58
Associate - Business - General Business	0	1	35	135	317	414	382
Associate - Business – Healthcare Business	0	0	0	0	4	28	79
Associate - Business - Retail Management	0	1	20	8	20	28	25
Bachelor - Accounting (All Concentrations)	56	40	41	36	47	43	69
Bachelor - Business Administration (All Concentrations)	1,027	907	691	419	245	233	238
Bachelor - Business Administration - Accounting	192	146	104	72	41	22	33
Bachelor - Business Administration - Business Information Systems	20	18	11	12	3	2	0

Award Level / Program Name / Concentration (Continued)	2017	2018	2019	2020	2021	2022	2023
Bachelor - Business Administration - Busn Intell & Analytics Mgmt	15	17	21	12	10	7	13
Bachelor - Business Administration - Finance	63	69	41	24	14	16	18
Bachelor - Business Administration - Global Supply Chain Management	31	46	30	21	9	12	5
Bachelor - Business Administration - Health Services Management	97	78	63	23	26	25	20
Bachelor - Business Administration - Hospitality Management	42	39	39	19	3	5	4
Bachelor - Business Administration - Human Resource Management	188	152	127	90	51	47	56
Bachelor - Business Administration - Project Management	130	124	102	53	29	26	28
Bachelor - Business Administration - Sales and Marketing	83	83	54	28	19	18	18
Bachelor - Business Administration - Small Business Mgmt & Entrepr	102	101	78	56	33	47	39
Bachelor - Management (All Concentrations)	109	81	85	92	183	192	207
Bachelor - Management - Accounting	11	8	7	7	12	12	14
Bachelor - Management - General Management	17	9	15	3	4	5	0
Bachelor - Management - Global Supply Chain Management	6	8	4	5	10	11	19
Bachelor - Management - Health Services Management	8	5	6	11	20	20	22

Award Level / Program Name / Concentration (Continued)	2017	2018	2019	2020	2021	2022	2023
Bachelor - Management - Hospitality Management	8	8	3	5	7	8	6
Bachelor - Management - Human Resource Management	19	10	11	19	40	45	45
Bachelor - Management - Project Management	9	9	10	17	23	27	27
Bachelor - Management - Sales and Marketing	6	3	6	8	21	15	18
Bachelor - Management - Small Business Mgmt & Entrepr	6	7	5	9	25	30	33
Bachelor - Technical Management (All Concentrations)	2,181	1,636	1,397	1,312	1,371	1,281	1,101
Bachelor - Technical Management - Accounting	194	141	99	88	102	85	63
Bachelor - Technical Management - Business Information Systems	80	40	18	7	2	0	0
Bachelor - Technical Management - Busn Intell & Analytics Mgmt	24	22	34	36	38	24	25
Bachelor - Technical Management - Criminal Justice	96	72	53	57	74	66	52
Bachelor - Technical Management - Finance	52	34	39	33	48	48	31
Bachelor - Technical Management - Gen Tech Spec.	685	556	424	333	362	318	276
Bachelor - Technical Management - Global Supply Chain Management	57	36	39	43	44	35	26

Award Level / Program Name / Concentration (Continued)	2017	2018	2019	2020	2021	2022	2023
Bachelor - Technical Management - Health Information Management	49	37	39	43	76	68	80
Bachelor - Technical Management - Health Services Management	243	187	154	161	148	123	107
Bachelor - Technical Management - Hospitality Management	38	42	38	29	16	26	27
Bachelor - Technical Management - Human Resource Management	221	151	148	165	128	149	127
Bachelor - Technical Management - IT Cisco Networking Fundamentals	0	0	8	10	13	4	0
Bachelor - Technical Management - IT Networking Fundamentals	0	0	13	31	48	47	39
Bachelor - Technical Management - Project Management	193	147	151	130	150	137	105
Bachelor - Technical Management - Sales and Marketing	89	51	51	51	56	64	51
Bachelor - Technical Management - Small Business Mgmt & Entrepr	96	100	83	93	66	86	92
Graduate Certificate - Accounting (All Concentrations)	32	30	40	39	52	59	49
Graduate Certificate - Big Data & Analytics (All Concentrations)	0	5	55	62	78	78	61
Graduate Certificate - Busn Intell & Analytics Mgmt (All Concentrations)	27	21	19	1	1	1	1
Graduate Certificate - CPA Preparation (All Concentrations)	13	11	13	14	9	13	14

Award Level / Program Name / Concentration (Continued)	2017	2018	2019	2020	2021	2022	2023
Graduate Certificate - CPA Preparation - Advanced Accounting	10	7	9	12	8	12	11
Graduate Certificate - Entrepreneurship (All Concentrations)	9	5	19	42	33	39	47
Graduate Certificate - Global Supply Chain Management (All Concentrations)	7	6	12	25	23	53	35
Graduate Certificate - Health Services Management (All Concentrations)	23	36	42	83	124	161	124
Graduate Certificate - Human Resource Management (All Concentrations)	38	40	85	149	236	249	236
Graduate Certificate - Information Security (All Concentrations)	23	23	49	60	121	155	116
Graduate Certificate - Project Management (All Concentrations)	79	76	105	84	169	187	150
Master - Accounting (All Concentrations)	290	262	230	161	149	140	103
Master - Accounting and Financial Management (All Concentrations)	428	320	257	198	211	195	138
Master - Accounting and Financial Management - CPA Prep	352	276	204	160	172	159	115
Master - Accounting and Financial Management - Finance	38	28	40	36	39	36	23
Master - Business Administration (All Concentrations)	1,947	1,576	1,506	1,187	1,049	877	683
Master - Business Administration - Accounting	244	172	142	99	59	47	38
Master - Business Administration - Busn Intell & Analytics Mgmt	62	75	63	54	48	38	52

Award Level / Program Name / Concentration (Continued)	2017	2018	2019	2020	2021	2022	2023
Master - Business Administration - Customer Experience Management	18	13	16	1	0	0	0
Master - Business Administration - Entrepreneurship	40	38	48	31	29	22	27
Master - Business Administration - Finance	155	98	90	63	41	36	23
Master - Business Administration - General Management	97	105	68	45	15	3	3
Master - Business Administration - General Studies	249	203	178	66	29	8	4
Master - Business Administration - Global Supply Chain Management	48	48	45	35	27	23	29
Master – Business Administration – Health Services	151	131	117	75	84	85	56
Master - Business Administration - Hospitality Management	35	23	14	3	2	0	0
Master - Business Administration - Human Resources	200	149	149	113	84	66	65
Master - Business Administration - Information Security	34	40	13	6	2	0	0
Master - Business Administration - Information Systems Mgmt	89	77	69	36	29	26	13
Master - Business Administration - International Business	49	21	12	2	0	0	0
Master - Business Administration - Marketing	92	63	60	53	47	37	27

Award Level / Program Name / Concentration (Continued)	2017	2018	2019	2020	2021	2022	2023
Master - Business Administration - Network & Comm Management	17	25	16	1	0	0	0
Master - Business Administration - Project Management	293	238	220	113	77	71	30
Master - Business Administration - Public Administration	45	33	21	6	0	1	2
Master - Human Resource Management (All Concentrations)	290	250	203	236	185	161	133
Master - Human Resource Management - General Management	32	32	31	14	7	1	0
Master - Human Resource Management - General Studies	223	197	118	61	13	5	0
Master - Information Systems Management (All Concentrations)	334	290	214	194	146	132	102
Master - Information Systems Management - Data Administration and Mgmt	43	32	38	39	24	20	10
Master - Information Systems Management - General Studies	78	70	34	20	16	8	5
Master - Information Systems Management - Health Information System Mgmt	16	12	5	3	0	0	0
Master - Information Systems Management - Information Security	82	78	77	91	76	68	66
Master - Information Systems Management - Information System Application	6	6	4	2	1	0	0

Award Level / Program Name / Concentration (Continued)	2017	2018	2019	2020	2021	2022	2023
Master - Information Systems Management - Information Systems Tools	26	31	5	6	1	0	0
Master - Information Systems Management - Network Management	19	21	7	2	2	0	0
Master - Information Systems Management - Project Management	58	38	42	31	26	36	21
Master - Network & Communications Management (All Concentrations)	125	96	79	71	44	47	37
Master - Network & Communications Management - General Studies	43	39	21	20	1	5	1
Master - Network & Communications Management - Information Security	44	33	40	37	34	29	25
Master - Network & Communications Management - Network Applications	6	3	2	2	0	0	0
Master - Network & Communications Management - Project Management	12	11	11	10	8	11	11
Master - Network & Communications Management - Wireless	16	9	3	2	1	0	0
Master - Project Management (All Concentrations)	232	191	173	176	143	127	100
Master - Public Administration (All Concentrations)	163	139	120	122	128	111	92
Master - Public Administration - Government Management	50	41	45	34	49	37	34

Award Level / Program Name / Concentration (Continued)	2017	2018	2019	2020	2021	2022	2023
Master - Public Administration - Healthcare Management	88	63	60	85	78	74	58
Master - Public Administration - Nonprofit Management	26	35	15	3	1	0	0

Semester-to-Semester Retention for Business and Accounting Programs

Program	AY21	AY22	AY23
Associate of Applied Science in Business	78.6%	78.1%	79.6%
Bachelor of Science in Accounting	81.4%	79.7%	80.2%
Bachelor of Science in Business Administration	82.7%	80.7%	79.2%
Bachelor of Science in Management	79.9%	80.0%	80.3%
Bachelor of Science in Technical Management	85.6%	86.2%	85.7%
Total Undergraduate	82.5%	82.1%	81.9%
Grad Cert in Accounting	88.7%	91.4%	84.1%
Grad Cert in Big Data & Analytics	75.4%	73.7%	72.4%
Grad Cert in CPA Preparation	65.2%	70.7%	74.7%
Grad Cert in Entrepreneurship	79.7%	81.6%	80.5%
Grad Cert in Global Supply Chain Mgmt	82.1%	77.0%	73.5%
Grad Cert in Health Services Mgmt	74.8%	84.0%	87.0%
Grad Cert in Human Resource Mgmt	85.8%	83.6%	80.1%
Grad Cert in Info Security	80.2%	80.8%	83.3%
Grad Cert in Project Mgmt	76.2%	75.9%	79.5%
Total Graduate Certificate	78.6%	79.6%	79.4%

Program	AY21	AY22	AY23
Master of Accounting & Financial Management	88.8%	88.0%	90.0%
Master of Business Administration	88.5%	89.2%	88.9%
Master of Human Resource Management	89.2%	89.3%	87.8%
Master of Information Systems Management	88.6%	86.8%	88.5%
Master of Network & Communications Management	84.9%	87.6%	90.1%
Master of Project Management	87.1%	88.0%	90.1%
Master of Public Administration	89.6%	88.9%	92.1%
Master of Science in Accounting	84.8%	85.6%	85.9%
Total Masters	88.2%	88.5%	89.0%
Grand Total	84.1%	83.8%	83.6%